





Power Supply

LED power supplies



				L (mm)	H (mm)	W (mm)
6W	230V AC	12V DC	40°C	106	12	46
15W	230V AC	12V DC	40°C	131	17	46
30W	230V AC	12V DC	40°C	164	18	46
60W	230V AC	12V DC	40°C	172	20	61

LED Power Supply units are reliable devices that provide the necessary voltage for LED lighting to operate. Made of plastic and metal, they feature a sturdy construction and a white finish. Available in various power variants – 6W, 15W, 30W, and 65W – they allow for customization to meet different lighting needs.

Material	Plastic + metal
Color	White
Input voltage	230V AC
Output voltage	12V DC
Enclosure temperature	40°C
Ingress Protection rating	IP20